




Kindergarten Remote Learning - Week 11

This is a suggested outline for the day, similar to how it would look at school. Do what you can and change the order if that's what works for you!

 <p>If you see this icon go to the Kindergarten blog.</p>	 <p>If you see this icon complete the task on Seesaw.</p>	 <p>Any task can be completed on paper if you prefer.</p>
---	--	--

Monday 6th April

Morning

Reading:

Revision: * The **sounds** and **letters** we have learned this term are: **p c t a n s i**

* The **common words** we have learned this term are: **the had of it off and big is in this that on**

Activity 1: Say each sound, then say each letter.

Draw a picture starting with each sound. This can be done in your book by drawing boxes. Please post a picture to [Seesaw](#).



Activity 2: Write the common words in "rainbow writing". If you are doing in your book choose different colours to write each word.

Optional Activity: Complete the [Seesaw](#) activity. Move the letters to make common words.

<p>1.</p> <div style="border: 1px solid black; padding: 5px; font-size: small;"> <p>Monday 6th April Say each sound and then say each letter. Draw a picture starting with each sound. Post to seesaw. </p> <p>p is for pig The letter is called p </p> </div> <table border="1" style="width: 100%; text-align: center; border-collapse: collapse;"> <tr> <td style="width: 25%; height: 40px;">t</td> <td style="width: 25%; height: 40px;">n</td> <td style="width: 25%; height: 40px;">s</td> <td style="width: 25%;"></td> </tr> <tr> <td style="height: 40px;">c</td> <td style="height: 40px;">i</td> <td style="height: 40px;">p</td> <td style="height: 40px;">a</td> </tr> </table>	t	n	s		c	i	p	a	<p>2.</p> <p style="font-size: x-small;">Monday Week 6 Read these words. Then do "Rainbow Writing". Trace them in 2 colours - start at the dot.</p> <div style="text-align: center; font-family: cursive;"> <p>the had of</p> <p>off big is</p> </div>	<p>These sheets can be downloaded from our kinder blog or done in their books.</p>
t	n	s								
c	i	p	a							

Writing: Activity 3: Please write a sentence about a cat in your book. Try to do it by yourself. Use common words and words on the butterfly chart. Examples are: *I see a big cat.* Or *The cat is on the box.* Common words to download will be on [blog](#) and Seesaw. Children have a butterfly chart. (if not let us know) Talk to your child before they write and ask him/her to tell you their sentence before they write it.

Activity 4: Practise letter formation. Please click [here](#).




Mid

Maths: Length - Measure things around the house!

Activity 5: 1. Use a piece of string to measure items around the house. Some ideas of items to measure are: pens/pencils, book, tissue box, mobile phone, coffee table...

Activity 6: Can you put each item in order from shortest to longest? Count how many items you have in your line. Don't forget to take a picture of your work and upload it to seesaw!



Afternoon

Story Time and History


Read this story by Alison Lester for the [Premier's Reading](#) Challenge.

User name: HPS

Password: stories246

Activity 7: Talk about what you were like as a baby. Look at some baby photos of people in your family.

Physical Education * Cosmic yoga [dance](#) *Go noodle: [Awesome Rainbows](#). We have used Youtube with no ads





If you see this icon go to the Kindergarten blog.



If you see this icon complete the task on Seesaw.



Any task can be completed on paper if you prefer.

Wednesday 8th April

Morning

Reading:

Activity 1: Read "Where am I?" booklet - download from Kinder Blog

Activity 2: Complete a phonics activity on [Seesaw](#)

Activity 3: Read and write common words

Activity 4: Play I-Spy with the a sound. This will also be an Activity on [Seesaw](#).




Writing:

Activity 4: Write a sentence about a "cap". Use the common words list and your butterfly chart to help.

Talk to your child before they write and ask him/her to tell you their sentence before they write it. Worksheet on Kinder Blog



Name: _____ Thinkboard

	<u>Word</u> <div style="border: 1px solid black; width: 40px; height: 20px; margin: 5px auto;"></div> <div style="border: 1px solid black; width: 40px; height: 20px; margin: 5px auto;"></div>
<u>Sentence</u> ✍️ *	

Mid

Maths:

Activity 5: Counting fun. Go to the slideshow on Kinder Blog or Seesaw.

Activity 6: Comparing numbers activity on Seesaw or download.

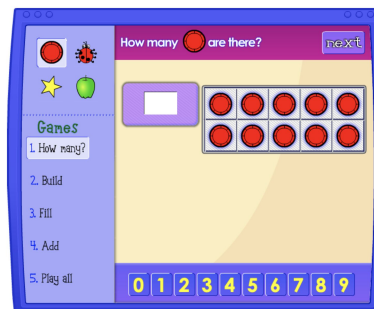
Activity 7: Maths game - [Ten Frame](#)

Comparing numbers

Color the heart with the **smaller** number.

20	13		11	16
11	10		20	15
14	19		18	17
18	16		12	14

© Manipulative Activity



How many are there? next

Games

1. How many?
2. Build
3. Fill
4. Add
5. Play all

0 1 2 3 4 5 6 7 8 9

Afternoon

Science

Watch [What are Clouds Made Of](#)

Go outside and see what clouds you can see.

Physical Education

* Go Noodle: Koo Koo [Kangaroo](#)

* Cosmic yoga: [We are Going on a Bear Hunt](#)



If you see this icon go to the Kindergarten blog.



If you see this icon complete the task on Seesaw.



Any task can be completed on paper if you prefer.

Thursday 9th April

Morning

Reading:



Activity 1: Read all the sentences from "My Weekly Words". Slideshow
Activity 2: Make words - a Seesaw Activity.
Activity 3: I can read common words

Writing:

Activity 4: Write a sentence about a "tin". Use the common words list and your butterfly chart to help.
 Talk to your child before they write and ask him/her to tell you their sentence before they write it. Worksheet on Kinder Blog



Name: _____ Thinkboard

	Word 
Sentence #5	
*	

Mid

Maths:

Counting activities
 What numerals are missing?

Afternoon

Art and Fun!

How to [draw a bunny](#)



Go on a scavenger hunt.



-  Find something **long**
-  Find something **loud**
-  Find something **blue**
-  Find something **soft**
-  Find something **round**
-  Find two leaves  

We hope everyone has a great Easter and enjoys the break from school work.

